



The U.S. Government Response to the March 11 Earthquake

July 14, 2011

Japan-America Society of Hawaii

Co-Sponsors:

East-West Center

Honolulu Japanese Chamber of Commerce

Pacific and Asian Affairs Council





The Earthquake

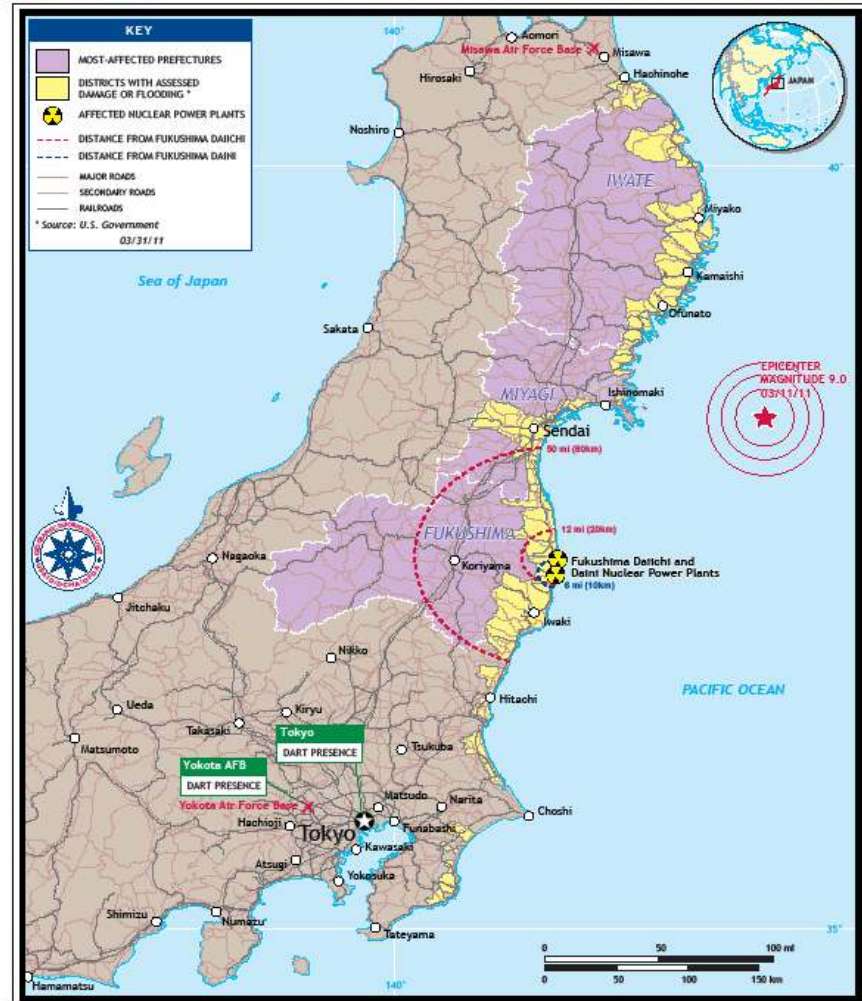
The Great East Japan Earthquake

2:46pm, March 11, 2011

9.0 earthquake strikes off the coast of Northeastern Japan (Tohoku), 250 miles NE of Tokyo

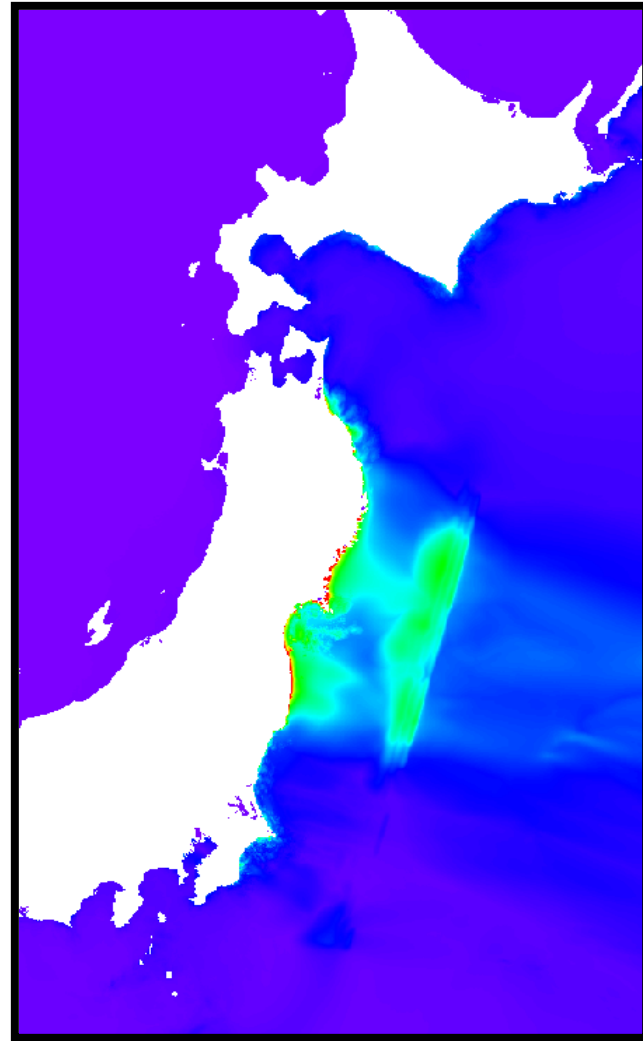


USG HUMANITARIAN ASSISTANCE TO JAPAN FOR THE EARTHQUAKE AND TSUNAMI





The Tsunami





The Aftermath

Deaths - **15,441**
Missing - **7,718**
Injured - **5,386**
People Evacuated - **440,000 (Peak)**
Property Damage - **341,000 bldgs**
Area inundated - **433,000 sq kms**
Coastline submerged - **70 miles**





The Fukushima Nuclear Crisis

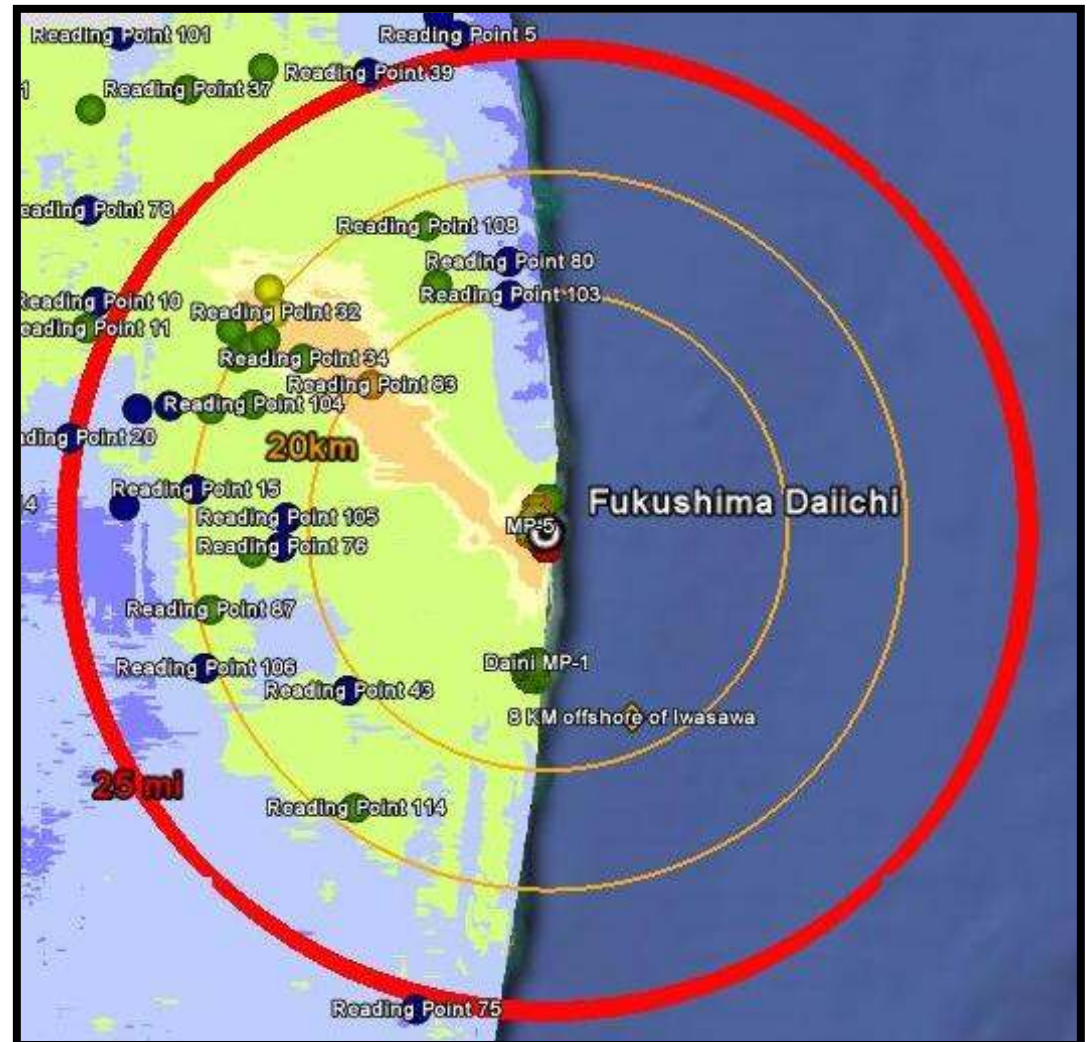
- Tsunami destroyed primary/ backup power systems, pumps, control systems
- Caused loss of reactor cooling resulting in fuel damage
- Hydrogen explosions occurred from gas build up





Radiological Impact

- ❑ Radiological deposition on the ground – yellow depicts the highest level
- ❑ 140,000 people evacuated.
- ❑ GOJ Advisory: 20 km radius around Fukushima and some additional areas northwest of the radius
- ❑ USG Advisory: 80 km radius around Fukushima





The Response





The Response: Embassy Actions





The Response: Consular Services to American Citizens






The Response: U.S. Agency for International Development





The Response: Operation Tomodachi





Re-opening Sendai Airport





The Response: Nuclear Regulatory Commission

- **March 11, 2011** - NRC activated its 24-hour Emergency Operations Center to monitor and analyze events at the nuclear plants in Japan.
- **March 12, 2011** - Two NRC nuclear experts were dispatched to Tokyo to support the Government of Japan and the U.S. Ambassador.
- **March 14, 2011** - Senior Level Manager and additional NRC staff were dispatched to form the site team.
- **May 17, 2011** - NRC shifted to a dedicated HQ's team to monitor and support the NRC's Japan site team. The team is focusing on assisting the U.S. Ambassador in protecting the health and safety of the American people in Japan and providing technical assistance to the GOJ.

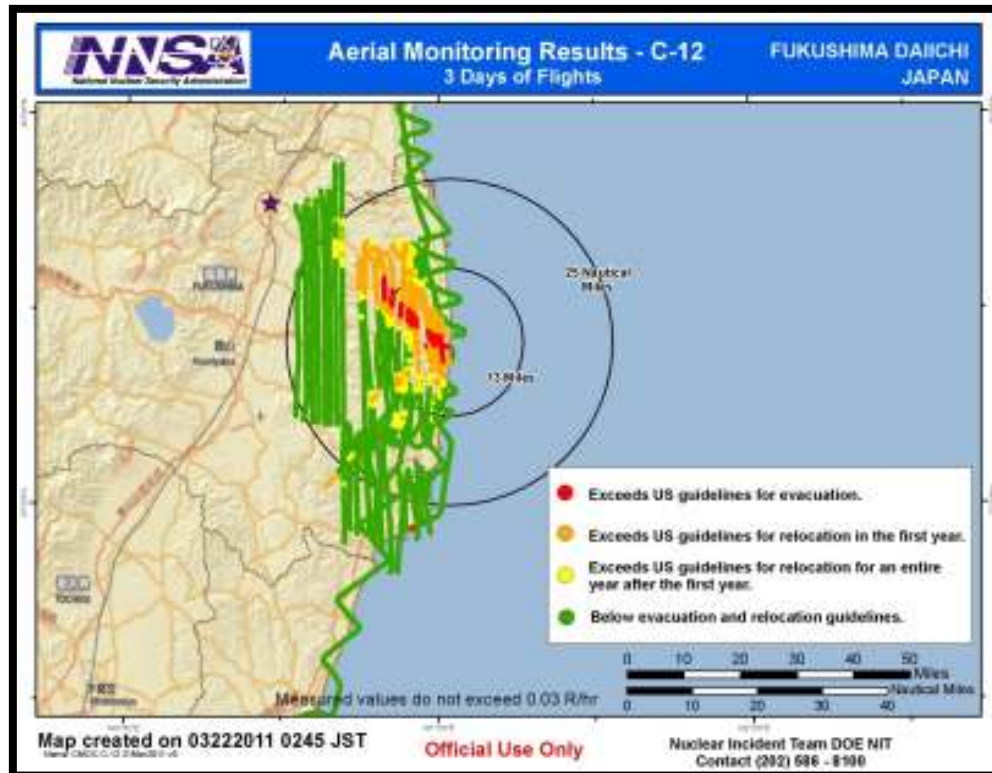




The Response: Department of Energy



U.S. DEPARTMENT OF
ENERGY



- Support in country from Pacific Northwest, Sandia, and Idaho National Laboratories
- Robot with radiation mapping capability and radiation hardened cameras provided





The Response:

Public Outreach: Health, Food, and Environment





The Impact: Japan's Economy and Tourism

Japan: Near-term Projections

	2010	2011	2012
	(Calendar year, growth rate)		
Real GDP	4.0	-0.7	2.9
Total domestic demand	2.2	0.0	2.5
Net exports (contribution)	1.8	-0.7	0.4
CPI inflation (average) 1/	-0.7	0.1	0.0
Current account balance (in percent of GDP)	3.6	2.5	2.9
General government balance	-9.6	-10.5	-9.1
Gross debt (in percent of GDP)	220.4	233.7	236.2
Net debt (in percent of GDP)	117.6	131.1	137.8

Source: IMF staff estimates.

1/ Projections do not include an estimate of the CPI base-year change scheduled for August 2011.





The Impact: Effect on Energy Supply

❑ Only 19 of Japan's 54 nuclear reactors are currently in operation.

❑ Estimated 10-15 kilowatt shortage during peak demand.

❑ To avoid blackouts, the GOJ has instituted restrictions on energy use that include 15% reduction among consumers.





The Impact: Food Safety

- ❑ GOJ is taking appropriate steps to ensure the safety of the food and water supply.
- ❑ Japan's approach to radioactive contamination is consistent with international guidance, uses up-to-date radiological risk data, and applies conservative (i.e., protective) assumptions.
- ❑ Contaminated food is blocked from distribution.





The Impact: Public Opinion about the U.S.

More Now See U.S. Positively

	% Favorable		
	2010 %	2011 %	Change 10-11*
U.S.	66	85	+19
UN	45	61	+16
China	26	34	+8
EU	73	71	-2

* Change from 2009 to 2011 for the UN

PEW RESEARCH CENTER Q3a, Q3c, Q3f, & Q3j.

U.S. Perceived as Giving Most Assistance

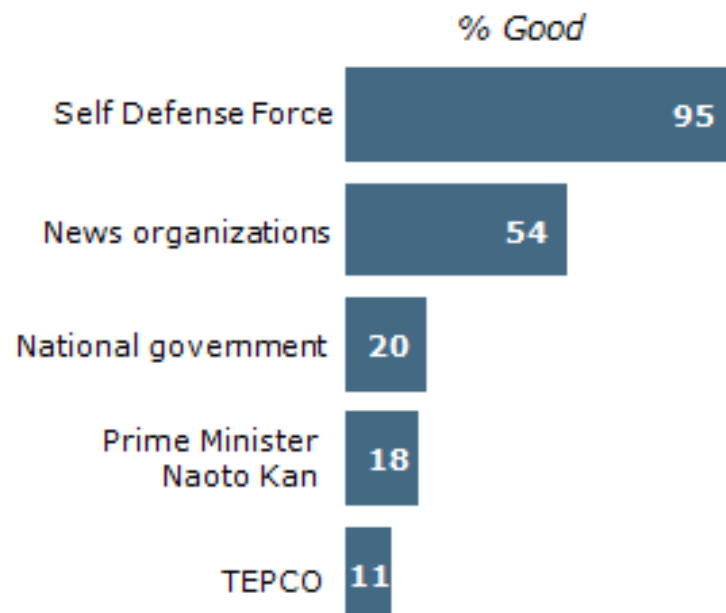
	Amount of assistance provided to Japan				
	Great deal %	Fair amount %	Not very much %	Nothing at all %	DK %
U.S.	57	32	7	1	3
EU	17	49	20	2	12
UN	15	34	34	3	14
China	12	38	38	4	7

PEW RESEARCH CENTER Q9JAPANa-d.



The Impact: Views of Japanese Institutions

Response to Earthquake and Tsunami



PEW RESEARCH CENTER QJAPAN8a-e.


Ruling Party Supporters Also Critical of Official Response

	Total	LDP	DPJ	Other/ None
<i>National government</i>	%	%	%	%
Good	20	18	37	15
Poor	78	80	61	83
Don't know	2	2	2	2
<i>Prime Minister Naoto Kan</i>				
Good	18	12	39	15
Poor	79	84	59	84
Don't know	3	4	1	1

PEW RESEARCH CENTER QJAPAN8a-b.



“Japan is Open for Business”





How Can I Help?

- Cash contributions to humanitarian organizations are most effective
- A list of humanitarian organizations that are accepting cash donations for earthquake and tsunami relief efforts in Japan can be found at:

www.usaid.gov/japanquake

or

www.interaction.org





Q&A

